
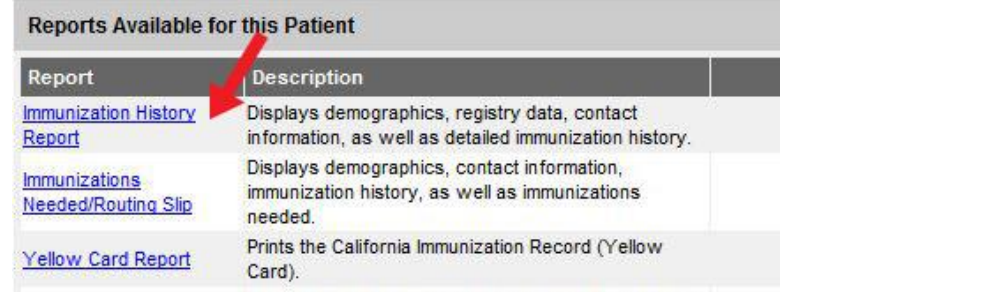
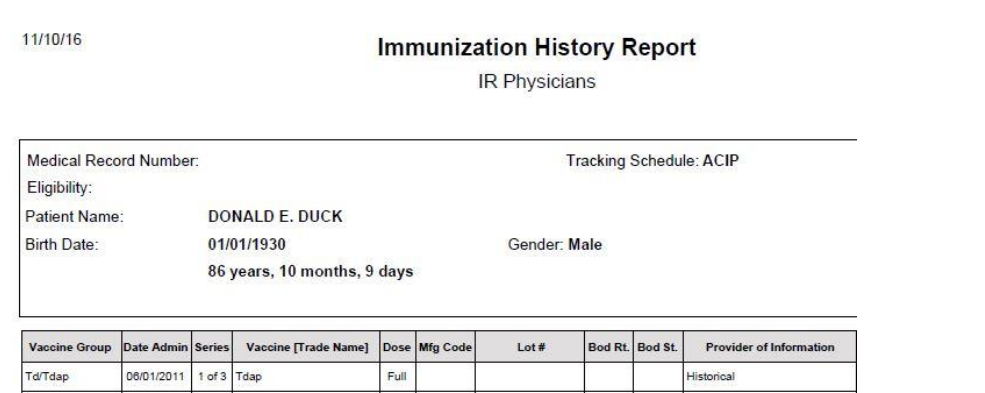


# CAIR2 Tips

**CAIR2 Users,**

## Use Immunization History Report instead of Yellow Cards

Some immunizations are not currently showing up in the Yellow Card Report. We are still working to fix this issue. In the meantime, use the Immunization History Report to print out a full record of immunizations given to your patients. This report can be used by parents as a replacement for the Yellow Card as proof of immunizations for school entry. See instructions below.

<p>In your patient's immunization history, click on Reports.</p>	 <p>The screenshot shows the 'Immunization History' tab selected. A red arrow points to the 'Reports' button in the top navigation bar. Below the navigation bar is a table with columns: Vaccine Group, Date Admin, Series, Vaccine [Trade Name], Dose, Owned?, Reaction, Hist?, and Edit. A row is visible for 'Td/Tdap' administered on '06/01/2011'.</p>																				
<p>Then, click on the Immunization History Report.</p>	 <p>The screenshot shows a table titled 'Reports Available for this Patient'. A red arrow points to the 'Immunization History Report' link. The table has two columns: Report and Description.</p> <table border="1"> <thead> <tr> <th>Report</th> <th>Description</th> </tr> </thead> <tbody> <tr> <td><a href="#">Immunization History Report</a></td> <td>Displays demographics, registry data, contact information, as well as detailed immunization history.</td> </tr> <tr> <td><a href="#">Immunizations Needed/Routing Slip</a></td> <td>Displays demographics, contact information, immunization history, as well as immunizations needed.</td> </tr> <tr> <td><a href="#">Yellow Card Report</a></td> <td>Prints the California Immunization Record (Yellow Card).</td> </tr> </tbody> </table>	Report	Description	<a href="#">Immunization History Report</a>	Displays demographics, registry data, contact information, as well as detailed immunization history.	<a href="#">Immunizations Needed/Routing Slip</a>	Displays demographics, contact information, immunization history, as well as immunizations needed.	<a href="#">Yellow Card Report</a>	Prints the California Immunization Record (Yellow Card).												
Report	Description																				
<a href="#">Immunization History Report</a>	Displays demographics, registry data, contact information, as well as detailed immunization history.																				
<a href="#">Immunizations Needed/Routing Slip</a>	Displays demographics, contact information, immunization history, as well as immunizations needed.																				
<a href="#">Yellow Card Report</a>	Prints the California Immunization Record (Yellow Card).																				
<p>Print patient's Immunization History Report containing all vaccinations.</p>	 <p>The screenshot shows the 'Immunization History Report' for patient DONALD E. DUCK. It includes patient demographics and a table of immunizations.</p> <p>11/10/16 <b>Immunization History Report</b> IR Physicians</p> <p>Medical Record Number: _____ Tracking Schedule: ACIP Eligibility: _____ Patient Name: DONALD E. DUCK Birth Date: 01/01/1930 Gender: Male 86 years, 10 months, 9 days</p> <table border="1"> <thead> <tr> <th>Vaccine Group</th> <th>Date Admin</th> <th>Series</th> <th>Vaccine [Trade Name]</th> <th>Dose</th> <th>Mfg Code</th> <th>Lot #</th> <th>Bod Rt.</th> <th>Bod St.</th> <th>Provider of Information</th> </tr> </thead> <tbody> <tr> <td>Td/Tdap</td> <td>06/01/2011</td> <td>1 of 3</td> <td>Tdap</td> <td>Full</td> <td></td> <td></td> <td></td> <td></td> <td>Historical</td> </tr> </tbody> </table>	Vaccine Group	Date Admin	Series	Vaccine [Trade Name]	Dose	Mfg Code	Lot #	Bod Rt.	Bod St.	Provider of Information	Td/Tdap	06/01/2011	1 of 3	Tdap	Full					Historical
Vaccine Group	Date Admin	Series	Vaccine [Trade Name]	Dose	Mfg Code	Lot #	Bod Rt.	Bod St.	Provider of Information												
Td/Tdap	06/01/2011	1 of 3	Tdap	Full					Historical												

### Need More Info?

Check out these helpful resources:

- [Quick Guides](#) and [Training Videos](#)
- Yellow light-bulb icon at the top right of any screen in CAIR2-
- [Moving from CAIR1 to CAIR2 Guide](#)

For the latest information about CAIR2, visit [www.cairweb.org/cair-2-project/](http://www.cairweb.org/cair-2-project/).

Please do not reply to this message. This email account is not checked.