

Tuberculosis (TB) User Guide

Revised: 10/2016

For additional support, the following resources are available:

CAIR Help Desk

Hours: Monday - Friday 8:00AM - 5:00PM

Phone: 800-578-7889

Fax: 888-436-8320

Email: CAIRHelpDesk@cdph.ca.gov

Local CAIR Representatives (LCRs): <http://cairweb.org/lcrs/>

CAIR Website: www.cairweb.org

Table of Contents

| | |
|---|----------|
| Accessing a Patients TB Record | 2 |
| Entering TB Skin and Blood Test Results..... | 3 |
| PPD-Mantoux Test..... | 3 |
| QuantiFERON Test..... | 4 |
| T-SPOT Test | 4 |
| Entering Chest X-ray Results..... | 5 |
| Running a TB History Report..... | 5 |

IMPORTANT NOTE:

This Guide is only describes how to use the TB features in CAIR2. For information on using other features (e.g., logging in, searching for patients, entering immunizations, etc.) please refer to the CAIR2 Regular User Guide.

I. Accessing a Patient's TB Record

1. Log into CAIR2, search for the patient, and open the patient's record (see the CAIR2 Regular User Guide for instructions on these steps).
2. Once you have opened the patient's record, the 'Update Patient' screen will appear.
3. On the Update Patient screen, click the History/Recommend button.

Update Patient screen

Update Patient

Personal Information

* Last Name SMITH * Gender Male
* First Name RODNEY Medi-Cal ID
Middle Name Birth Order (for multiple births)
Suffix Birth Country UNITED STATES
* Birth Date 07/21/2010 Birth State
Mother's Maiden Last (On File) Birth County
Mother's First Name THELMA Medical Record Number

Last Updated by CAIR Clinic 11 on 09/28/2016

Patient AKA (0)

Organization Information

Patient Information

Save
History/Recommend
Reports
Cancel

4. Once you click the History/Recommend button, the patient's History/Recommendation screen will appear.

History/Recommendation screen

Patient Information

| Patient Name (First - MI - Last) | DOB | Gender | Tracking Schedule | Medical Record Number | CAIR ID |
|----------------------------------|------------|--------|-------------------|-----------------------|---------|
| RODNEY SMITH | 07/21/2010 | M | ACIP | | 55127 |

Address 8439 MAIN ST, LOS ANGELES, CA 90010
Home Phone/Cell Phone (213) 555-1212 /
Comments {1 of 2} .. 02/10/2013 ~ History of varicella (chicken pox)

Current Age: 6 years, 2 months, 27 days

Patient Notes (0) [View or update notes](#)

Immunization History [TB Test History](#)

Add New Imms Add Historical Imm Edit Patient Reports Print Record Print Confidential Record

Immunization Record

| Vaccine Group | Date Admin | Series | Vaccine [Trade Name] | Dose | Owned? | Reaction | Hist? | Edit |
|---------------|------------|--------|----------------------------|------|--------|----------|-------|------|
| DTP/aP | 01/04/2011 | 1 of 4 | DTaP-HepB-IPV [Pediarix ®] | | | | Yes | |
| | 06/18/2011 | 2 of 4 | DTaP-HepB-IPV [Pediarix ®] | | | | Yes | |
| | 09/21/2014 | 3 of 4 | DTaP-HepB-IPV [Pediarix ®] | Full | | | | |
| HepB | 07/22/2010 | 1 of 3 | HepB, NOS [HepB ®] | | | | Yes | |
| | 01/04/2011 | 2 of 3 | DTaP-HepB-IPV [Pediarix ®] | | | | Yes | |

5. To access the patient's TB record, click the TB Test History link in the middle of the screen.

- Once you click the TB Test History link, the patient's TB Test history will appear. It will list a summary of all TB tests (skin and blood tests) as well as TB-related Chest X-rays that have been recorded in CAIR for the patient. If this section is blank, then no TB test or Chest x-rays have been recorded in CAIR.
- To see all of the details for a specific test/x-ray, click on the date of the test in the Date Given field.

TB Test History screen

Patient Information

| | | | | | |
|----------------------------------|------------|--------|-------------------|-----------------------|---------|
| Patient Name (First - MI - Last) | DOB | Gender | Tracking Schedule | Medical Record Number | CAIR ID |
| RODNEY SMITH | 07/21/2010 | M | ACIP | | 55127 |

Address: 8439 MAIN ST, LOS ANGELES, CA 90010

Home Phone/Cell Phone: (213) 555-1212 /

Comments: {1 of 2} .. 02/10/2013 ~ History of varicella (chicken pox)

Current Age: 6 years, 2 months, 27 days

Patient Notes (0) [view or update notes](#)

[Immunization History](#) [TB Test History](#)

TB Test History

| Date Given | Type | Given By | Date Read | Determination By | Interpretation | Provider ID | Edit |
|----------------------------|-------------|------------------|------------|------------------|----------------|--------------|------|
| 09/02/2015 | PPD-Mantoux | B. THOMAS, RN | 09/04/2015 | B. THOMAS, RN | Positive | CAIRCLINIC11 | |
| 09/14/2015 | X-ray | MOORE PEDIATRICS | | ALLEN YATES, MD | Normal | CAIRCLINIC11 | |

II. Entering TB Skin and Blood Test Results

CAIR2 accepts three different types of TB tests: PPD- Mantoux (skin); QuantiFERON (blood) and T-SPOT (blood) as well as Chest X-rays associated with TB diagnosis.

To enter a TB Test:

- Click the 'Add TB Test' button on the TB Test History screen.
- Select the type of TB test you need to record (PPD-Mantoux, QuantiFeron or T-SPOT) from the dropdown menu. Depending on the type of test you select, different fields will display.
- Enter the information for the test. Note: Any field that contains an asterisk (*) is required.
- Once you have entered the information, click the 'Save TB Test' button.
- To edit, delete or add information to a test, click the "Paint Brush" icon in the Edit column for that test.

For the **PPD-Mantoux** test, the following fields will display:

- **Date Given:** Date the skin test was given (placed)
- **Given By:** First initial and last name of person who gave (placed) the skin test
- **Date Read:** Date the skin test was interpreted
- **Read By:** First initial and last name of person who interpreted the skin test
- **Induration (mm):** The result of the skin test, measured in millimeters (mm)
- **Interpretation:** The interpretation of the test result as positive, negative or unknown
- **Comments:** A space to add other information about the test if needed. Do not include sensitive patient information.

Add TB Test screen – PPD Mantoux

* Type of Test: PPD-Mantoux

* Date Given: [Date Picker]

Given By: [Text Field]

Date Read: [Date Picker]

Read By: [Text Field]

Induration (mm): [Text Field]

Interpretation: [Dropdown]

Comments: [Text Area]

Save TB Test Cancel

For the **QuantIFERON** test, the following fields will display:

- **Date Given:** Date the blood sample was collected for the test
- **Result (Antigen-nil):** The results of the test. Measured in IU/ml.
- **Interpretation:** The interpretation of the test result as positive, negative, indeterminate or unknown
- **Comments:** A space to add other information about the test if needed. Do not include sensitive patient information.

Add TB Test screen - QuantIFERON

* Type of Test: QuantIFERON

* Date Given: [Date Picker]

Result (Antigen-nil): [Text Field] IU/ml (must have 2 digits after decimal)

Interpretation: [Dropdown]

Comments: [Text Area]

Save TB Test Cancel

For the **T-SPOT** test, the following fields will display:

- **Date Given:** Date the blood sample was collected for the test
- **Result (Panel A-nil):** The Panel A-nil results of the test. Measured by the number of spots.
- **Result (Panel B-nil):** The Panel B-nil results of the test. Measured by the number of spots.
- **Interpretation:** The interpretation of the test result as positive, negative, borderline, indeterminate or unknown.
- **Comments:** A space to add other information about the test if needed. Do not include sensitive patient information.

Add TB Test screen – T-SPOT

* Type of Test: T-spot

* Date Given: [Date Picker]

Result (Panel A-nil): [Text Field] Spots

Result (Panel B-nil): [Text Field] Spots

Interpretation: [Dropdown]

Comments: [Text Area]

Save TB Test Cancel

III. Entering Chest X-ray Results


CAIR2 accepts documentation of chest X-rays associated with TB diagnosis. To enter a Chest X-ray result:

1. Click the 'Add X-ray Test' button on the TB Test History screen.
2. Enter the information for the x-ray. Note: Any field that contains an asterisk (*) is required.
3. Once you have entered the information, click the 'Save X-ray Test' button.
4. To edit, delete or add information to a result, click the "Paint Brush" icon in the Edit column.


For the **X-ray** test, the following fields will display:

- **Film Date:** Date the x-ray was taken
- **Taken By (clinic/medical office name):** Name of the clinic, hospital or radiology center, etc. that took the X-ray. If you do not have this information, enter "Unknown".
- **Interpretation:** The interpretation of the test result as normal or abnormal
- **Comments:** A space to add other information about the test as needed, such as the impression of the radiologist. Do not include sensitive patient information.


Add TB Chest X-ray screen

* Film Date: 

* Taken By (clinic/medical office name):

* Interpretation: 

Comments:

Patient is Free of Communicable Tuberculosis: 

Clinical Determination Made By:

IV. Running a TB History Report

A report of all the TB Test and X-ray results that are documented in CAIR2 can be generated and printed.

To generate and print the TB History report:

1. Click the 'TB Report' button on the TB Test History screen. The Patient's TB Test History Report will display.
2. You can download or print the report.

TB History Report

TB History Report

| | |
|--|--|
| Name: SMITH, RODNEY DOB: 07/21/2010 M/F: M Registry: CAIR CAIR ID: 55127 Medical Record #: VFC Eligibility: Address: 8439 MAIN ST, LOS ANGELES, CA 90010 Phone: (213) 555-1212 | Active: Y Share Data: Y Disclosed By: CAIR Clinic 11 on 09/21/2016 Date Printed: 10/18/2016 Printed For: CAIRCLINIC11 |
|--|--|

TB Test History:

| Type | Date Given | Given by | Date read | Read by | Interpretation | Specific Results | Prov/Op. Cd. |
|-------------|------------|------------------|------------|---------------|----------------|--|--------------|
| Chest X-Ray | 09/14/2015 | MOORE PEDIATRICS | | | Normal | Free of communicable tuberculosis Signature/Agency: ALLEN YATES, MD Comments: | CAIRCLINIC11 |
| PPD-Mantoux | 09/02/2015 | B. THOMAS, RN | 09/04/2015 | B. THOMAS, RN | Positive | Induration: 10 mm Comments: | CAIRCLINIC11 |

Note: A patient's three most recent TB tests and one most recent Chest X-ray will also print on the Patient's official California Immunization Record (Yellow Card). See the CAIR2 Regular User Guide for information about generating and printing this report.